

CEILING LED LAMP CRAM ILX


General characteristic

- Low power consumption and long life
- Very easy installation, without opening holes = mounts with 4 screws
- Available in various sizes / brightness
- Very thickness lamp, for all versions = 1.5 cm
- Maintenance, and mode of operation in emergency light with kit buffer.
- Low voltage power supply.

The lamp is composed of two distinct parts:

1) the **BASE** with a metal plate and comes complete with a LED boards to be fixed to the ceiling (screws provided).

2) the **PROTECTION** of the lamp (Plexiglass with metal frame) that attaches to the base with magnetic inserts (just place it, no screws).



Available version :

IL4 – IL6 – IL8 – IL16

General characteristic

Power range	22Vcc ... 28Vcc
Emission angle	100°
Light color typical	4000 – 4100 K
Total Height lamp (base + protection)	1 , 5 cm

Specific data , all versions

-----	IL4	IL6	IL8	IL16
External dimension	35 x 25 cm	35 x 35 cm	43 x 43 cm	60 x 60 cm
Current consumption	480 mA	720 mA	960 mA	1920 mA
Typical power	11,2 W	16,8 W	22,4 W	44,8 W
Light intensity typical	300 cd	450 cd	600 cd	1200 cd
Direct lighting-perpendicular 1m	200 lux	300 lux	400 lux	800 lux
Average illuminance lobe 1m	180 lux	270 lux	370 lux	760 lux

Internal control constant current - All different cards (4 to 16) with themselves two distinct lines of power

Output lamp , 4-pole flat cable (1,5m)

OPTIONAL PRODUCT ILX LED LAM

- *Simply power supply*
- *KIT Backup battery charger with built-in automatic*


Simply power supply

ALIMENTATORE version 230Vac / 24Vcc

Cod. AL25 = for lamp IL4 , IL6

Cod. AL75 = for lamp IL8 , IL16

-----	AL25	AL75
total lenght	92 mm	144 mm
width	51 mm	98 mm
height	28 mm	38 mm



With holes for mounting directly on the metal chassis

KIT Backup battery charger with built-in automatic


Cod. BT-EM

Each lamp out a 4-pole flat cable (1,5m) , two poles of this are dedicated to emergency lamp.

Each lamp, has an internal card (one of the total) dedicated to emergency light.

With BT-EM kit, emergency light is guaranteed for at least 5 h.

length	130 mm
Total width	110 mm
height	62 mm
length of R/N cable	1500 mm



Note for kit BT-EM :

- Only works when paired with the power AL25 and AL75.
- Check the user manual ILX to the charging time of the kit BT-EM.